





hermit crab



Common sea star

rock crab



moon snail



sea urchin

young lobster



periwinkle



clam



knotted wrack



mussel



rockweed



limpet

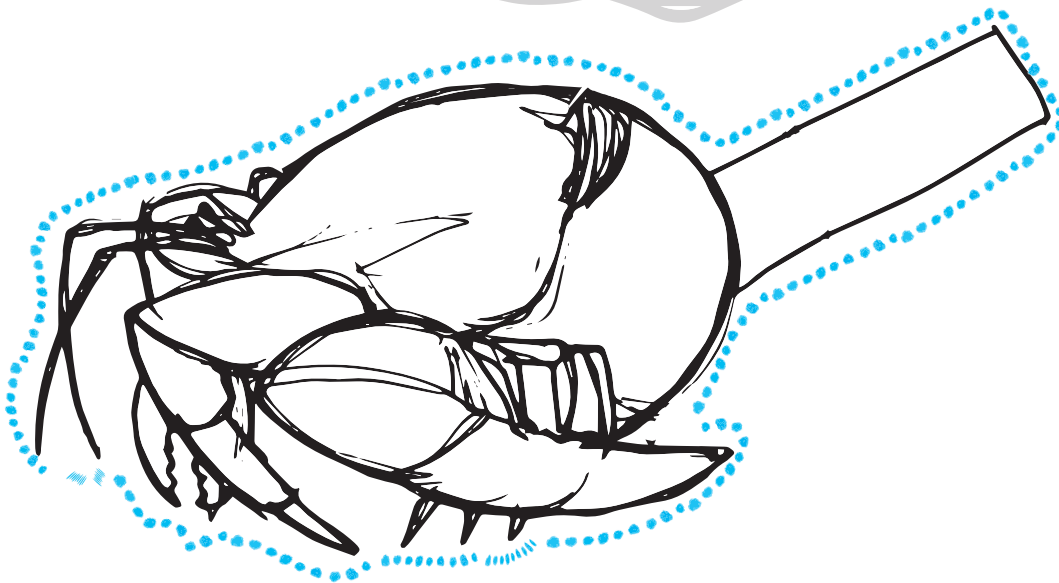
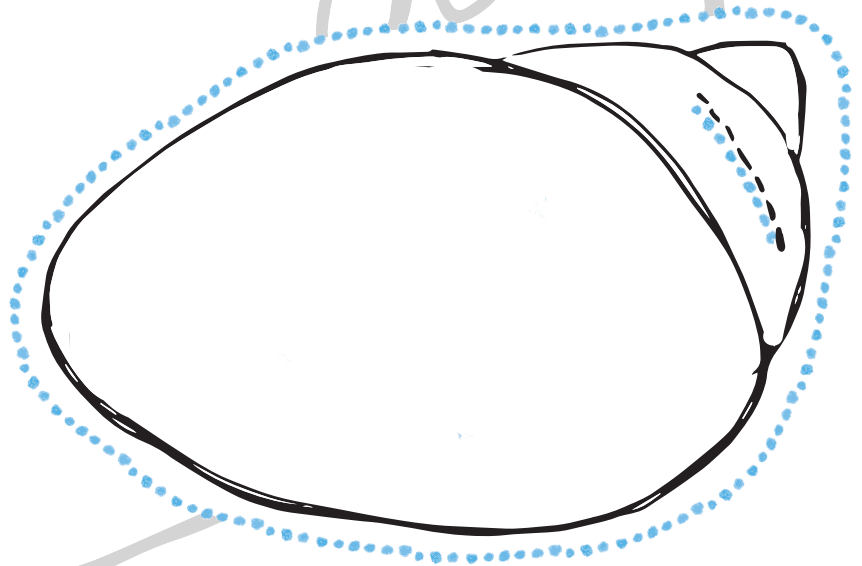
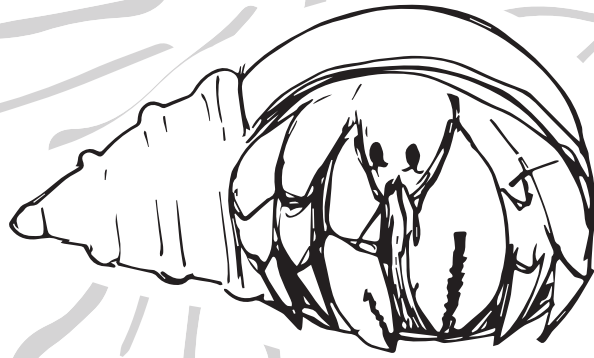


whelk





Did you know? Hermit crabs change their shells as they get bigger! But they take their time choosing their next home, making sure it will fit right and feeling around with their claws before they make the switch. They are very vulnerable to predators without a shell, so they move their bodies really fast from one shell to the next. So the next time you're at the beach, don't collect any shells that look like they could be good homes for hermit crabs!



### Hermit Crab Paper Puppet

1. Colour in the hermit crab and the shell.
2. Cut out the crab and shell along the dotted lines.
3. Carefully cut the dotted line/slit on the shell.
4. Place the hermit crab under the shell, and feed the tab through the slit.
5. Pull the hermit crab in and out!!!